



Exam & Procedure Chair Portfolio

Moving Care Forward



Lowest Total Cost of Ownership Guarantee*



It's what's
inside that
counts...



Are you challenged to reduce both capital and operational expenses without sacrificing staff and patient experience?

UMF Medical's Total Cost of Ownership Guarantee can have a major impact on your bottom line. We help reduce overall Total Cost of Ownership for power exam tables and procedure chairs with innovative technology that can meet or exceed your current clinical standards.

See our quick video on our Lowest Total Cost of Ownership Guarantee



HERE'S HOW

Life Cycle Management Program



Training/Product Optimization: Our strategic partnership with the MTMC Sales Team brings you more focused attention from discovery and demo to in-service and installation, and throughout the product life cycle.

Maintenance: UMF Medical has intentionally designed and engineered our power exam tables and procedure chairs not to require any preventative maintenance, helping to reduce the added monetary burden of yearly service checks.

Service & Repair



Receive a standard, best-in-industry, 3-year warranty on all power exam tables and procedure chairs.

Simply scan a QR code to register your equipment's warranty, receive additional product information or request live, technical support.

Experience our unparalleled five-star customer service.

Competitive & Flexible Acquisition Programs



Build the table you want! Offering three models in each series, we provide multiple features and accessories to meet your needs.

Purchase through your desired medical/surgical distributor of choice.

Maximize your GPO contract or develop local agreements to fit your need.

Standardize your exam table fleet over time with multi-year replacement schedules.

Delivery, Installation & Disposal



Our dedicated project manager will streamline your ordering process, quickly answer any questions, and create custom delivery and installation programs to fit your budget and needs.

Our project team can oversee your installation and quickly answer any questions that may arise.

Purchase UMF Medical exam tables or procedure chairs, and we will design a program to remove decommissioned product from your facility.

LEARN MORE



*Disclaimer: Facility must meet eligibility requirements as outlined in the LTCO contract. Learn more at www.umfmedical.com

Enhancing Head-to-Toe Infection Prevention in the Outpatient Setting

INFECTION PREVENTION MATTERS HERE!

UMF Medical's Exam and Procedure Chairs support head-to-toe infection prevention in the exam room with removable, seamless upholstery with PreFixx[®] Protective Finish and OneTouch WheelBase[®] System by making it easy to clean and disinfect on, around and under the equipment.



Infections cost the healthcare industry \$10 billion a year.

Source: CDC.org

Durable **upholstery with PreFixx[®] Protective Finish**, seamlessly constructed, and completely removable for enhanced infection prevention.

- › **Non-porous** and engineered for repeated **cleaning and disinfection**
- › Compatible with a broad range of common healthcare cleaners and disinfectants
- › **Resists staining**, discoloration, damage, scuffs, abrasions and bacteria growth
- › **Eco-preferred** and does not contain phthalates, fire retardants or antimicrobial additives



The OneTouch WheelBase[®] System allows a single staff member to effortlessly move the table with the touch of a pedal for cleaning the floor when bodily fluids drip or spills occur.

LEARN MORE



Outpatient visits continue to grow

Healthcare delivery has shifted to the outpatient setting while inpatient care has declined despite population growth, demographic shifts, and a rise in chronic illnesses in recent years.

Source: US National Library of Medicine, National Institutes of Health, Nov 2016

Outpatient Visits:



Hospital inpatient stays:



2005-2015:

Source: Deloitte Center for Health Solutions, Growth in Outpatient Care, 2018

Vulnerable patients rely on Outpatient Care

Vulnerable patient populations rely on frequent and intensive use of outpatient care to maintain or improve their health.... All healthcare settings, regardless of the level of care provided, must make infection prevention a priority.

Source: Centers for Disease Control, Guide to Infection Prevention for Outpatient Settings: Minimum Expectations for Safe Care, November 2015


Infectious pathogens can spread in the Outpatient Setting

Infectious pathogens can be spread from secretions, excretions and blood of infected patients and are easily spread by sneezing, coughing, and oozing. And touching any of the surfaces contaminated by these pathogens and then touching your mouth, nose, or eyes is the most common way of acquiring these infections.

Source: US National Library of Medicine, National Institutes of Health, Patient Safety and Quality: An Evidence-Based Handbook for Nurses, Preventing Health Care-Associated Infections

UMF Medical provides exam room equipment that supports infection prevention initiatives

When making decisions for your changing patient population, make the choice that supports clinicians and patients with Head-to-Toe Infection Prevention Exam Table Solutions by UMF Medical. Make outpatient facilities a safer place for everyone.



See our quick video on our Head-to-Toe Infection Prevention Exam Table Solutions



Upholstery with PreFixx® Protective Finish

Available in 16 standard colors



Soft Linen



Smoky Cashmere




Warm Sand



Creamy Latte



Chocolate Truffle



Lemon Meringue




Cherry Blossom



Morning Fog



True Graphite



Classic Black



Fine Wine



Blue Skies



Lakeside Blue



Twilight Blue



Mint Leaf



Deep Forest

Color Disclaimer: Every computer monitor and printer displays colors differently. Actual colors may vary.

Upholstery with PreFixx[®] Protective Finish

Helping to enhance infection prevention initiatives


In laboratory testing, upholstery protected with PreFixx[®] finish was treated with the following disinfectants with little to no discoloration or damage to the upholstery. This testing may not reflect actual results in the field.*

Recommended Disinfectants**

- › Ecolab Quaternary Disinfectant Wipes
- › Agar[™] Powerquat
- › Asepticare[™]
- › Asepticare[™] TB-II
- › AVISTAT-D[™] Ready To Use Spray Disinfectant Cleaner
- › Biotrol BirexSE[®]
- › Bleach 1:5 (20% bleach)
- › Bleach 1:9 (10% bleach)
- › Bleach-Rite[®] Disinfecting Spray
- › CaviCide[™]
- › CaviCide1[™]
- › CaviCide[™] AF
- › Clorox[®] Broad Spectrum Quaternary Disinfectant Cleaner
- › Clorox[®] Healthcare Bleach Germicidal Cleaner
- › Clorox[®] Healthcare Bleach Germicidal Wipes
- › Clorox[®] Healthcare EZ-KILL[®] Wipes
- › Clorox[®] Healthcare VersaSure[®] Cleaner Disinfection Wipes
- › Clorox[®] Hydrogen Peroxide Cleaner Disinfectant Spray
- › Clorox[®] Hydrogen Peroxide Cleaner Disinfectant Wipes
- › Diversey[™] Accel[®] INTERvention[®] Wipes
- › Diversey[™] Avert[®] Sporidical Disinfectant Cleaner
- › ERC Performance Wipes
- › McKesson Disposable Germicidal Surface Wipes
- › McKesson Pro-Tech RTU Disinfectant Cleaner
- › OPTIM[®] 1 Wipes
- › OPTIM[®] 33TB
- › Oxivir[®] 1 RTU
- › Oxivir[®] Five 16
- › Oxivir[®] TB
- › OxyCide[™] Daily Disinfectant Cleaner
- › PDI Sani-Cloth[®] AF3 Germicidal Disposable Wipes
- › PDI Sani-Cloth[®] HB
- › PDI Sani-Cloth[®] Plus
- › PDI Sani-Cloth[®] Prime Germicidal Disposable Wipe
- › PDI Super Sani-Cloth[®]
- › PDI Super Sani-Cloth[®] Bleach Germicidal Disposable Wipes
- › Precise QTB Spray
- › PROCHEM[®] Oxy Plus
- › Purell[®] Healthcare Surface Disinfectant
- › Purell[®] Multi-Surface Disinfectant
- › Sani Professional[®] Cleaning + Degreasing Multi-Surface Wipes
- › Sani Professional[®] Multi-Surface Cleaning Wipes
- › Sani Professional[®] No-Rinse Sanitizing Multi-Surface Wipes
- › SaniZide[®] Plus
- › STERI-7 XTRA CONCENTRATE (recommended dilution ratio 1:10)
- › STERI-7 XTRA WIPES
- › Vert-2-Go ED
- › Virox AHP 5
- › Virox PREempt[™] RTU
- › Virex[®] II 256
- › Virex[®] Plus One-Step Disinfectant Cleaner & Deodorant
- › Wayne[®] Concept 256N
- › Wex-Cide 128

**All disinfectants and cleaning agents contain chemicals that degrade coated fabric upholstery to some extent. To promote a long product life, it is recommended that the PreFixx cleaning and maintenance protocol be employed regularly.*

***Recommended disinfectants are only recommended when following the disinfectant manufacturer's instructions for application, and inclusion in this document does not imply "fit for use." Customers should first determine if products are appropriate for use on their surfaces.*



Care & Cleaning

Use one of the following cleaners with a soft cloth or damp sponge. Rinse area with fresh water then dry with a clean, lint-free cloth.

Primary Recommended Cleaner

- › Formula 409 All-Purpose spray cleaner

Secondary Recommended Cleaners

- › Lysol Clean and Fresh Multi-Surface Cleaner (Reckitt Benckiser)
- › Lestoil Heavy Duty Cleaner (Clorox)
- › Mr. Clean / Flash Clean and Shine (Procter and Gamble)
- › Eco Touch All Purpose Premium Care
- › Mr. Clean Magic Eraser Original

For more difficult stains, contact UMF Medical Customer Service.

Why do I need a demo?



At UMF Medical, we understand the importance of ensuring patient and staff safety, minimizing exam table downtime, and staying within the budget constraints that come with a large capital equipment purchase.

Live, online demonstrations are a fast, easy, and no-risk way to see the many features and benefits of UMF Medical's range of power exam tables and procedure chairs from the comfort of your office – in as little as 10 minutes!



We'll tailor your personal demo to suit your focus, timeframe and team needs.

- 1 Clinical
- 2 Biomedical
- 3 Financial

It's what's inside that counts.

See an exam table in action and discover the many practical features that go into the design of every UMF Medical exam table for enhanced infection prevention, minimized downtime and **lower total cost of ownership.**

1 Clinical: "It's just an exam table; I just want it to work."

Our power exam tables are more than just an exam table. In our clinical demo, discover how our exam tables:

- ✓ Help support your infection prevention initiatives
- ✓ Are designed for maximum uptime in your exam room
- ✓ Differ clinically
- ✓ Maximize ADA access and weight capacity for patients of all sizes and abilities
- ✓ Increase staff safety and retention
- ✓ Provide mobility with a touch of a pedal for workflow optimization
- ✓ Are backed by five-star customer care and more than 100 experienced representatives across the United States

2 Biomedical: "How can UMF Medical reduce my repair time and provide me support?"

Our power exam tables were designed to minimize downtime and simplify repairs. In our biomedical demo, discover:

- ✓ How our power exam tables are built and operate:
 - > Overall design process and intent for easily accessible service if needed
 - > Subframe and columns, including lift column operation
 - > Standardization of repair parts (actuators, control box, wiring schemes)
 - > Water ingress properties, IPX6
 - > Plug-and-play components
- ✓ Our Tool-free, removable, seamless upholstery with PreFixx® Protective Finish
- ✓ Our patented caster base for moving tables out of the exam room for quick repair
- ✓ How we eliminate the need for preventative maintenance
- ✓ The 50% reduction in labor to access the subframe through the skirts/shrouds
- ✓ Our service network that can be readily available to help you

3 Financial: "We already have an exam table vendor. Is it worth my time to consider UMF Medical exam tables?"

Our power exam tables can save you big over other manufacturers' power exam tables. In our financial demo, discover how our exam tables:

- ✓ **Deliver the Lowest Total Cost of Ownership, GUARANTEED, through:**
 - > GPO review of Local Vendor Contracts
 - > Large volume order discounts
 - > Three-year standard warranty
 - > NO preventative maintenance
 - > Multiple delivery options, including white glove
 - > 50% reduction in labor for accessing subframe for repair
- ✓ Can be available for clinical demonstrations and evaluations
- ✓ Can be repaired through our cost-effective service network to save you time and money



To schedule a demo for your team, contact your sales representative, call us at 800-638-5322 or email customerservice@umfmedical.com

Design Made Simple

Minimize Frustration, Maximize Value



Interior Design

We initiate each project with an empathetic approach tailored to the unique needs of crafted to suit the distinct requirements of healthcare institutions.



Project Management

Experience the support of a dedicated project coordinator as your professional guide throughout the process. Your vision becomes a shared mission, and every step is taken with a profound understanding of the importance it holds for you.



Procurement & Installation

We handle the acquisition of materials and safely store them while informing you of the installation process to ensure a seamless experience.

See for yourself

State-of-the-Art Showroom



Find your inspiration in our state-of-the-art showroom at

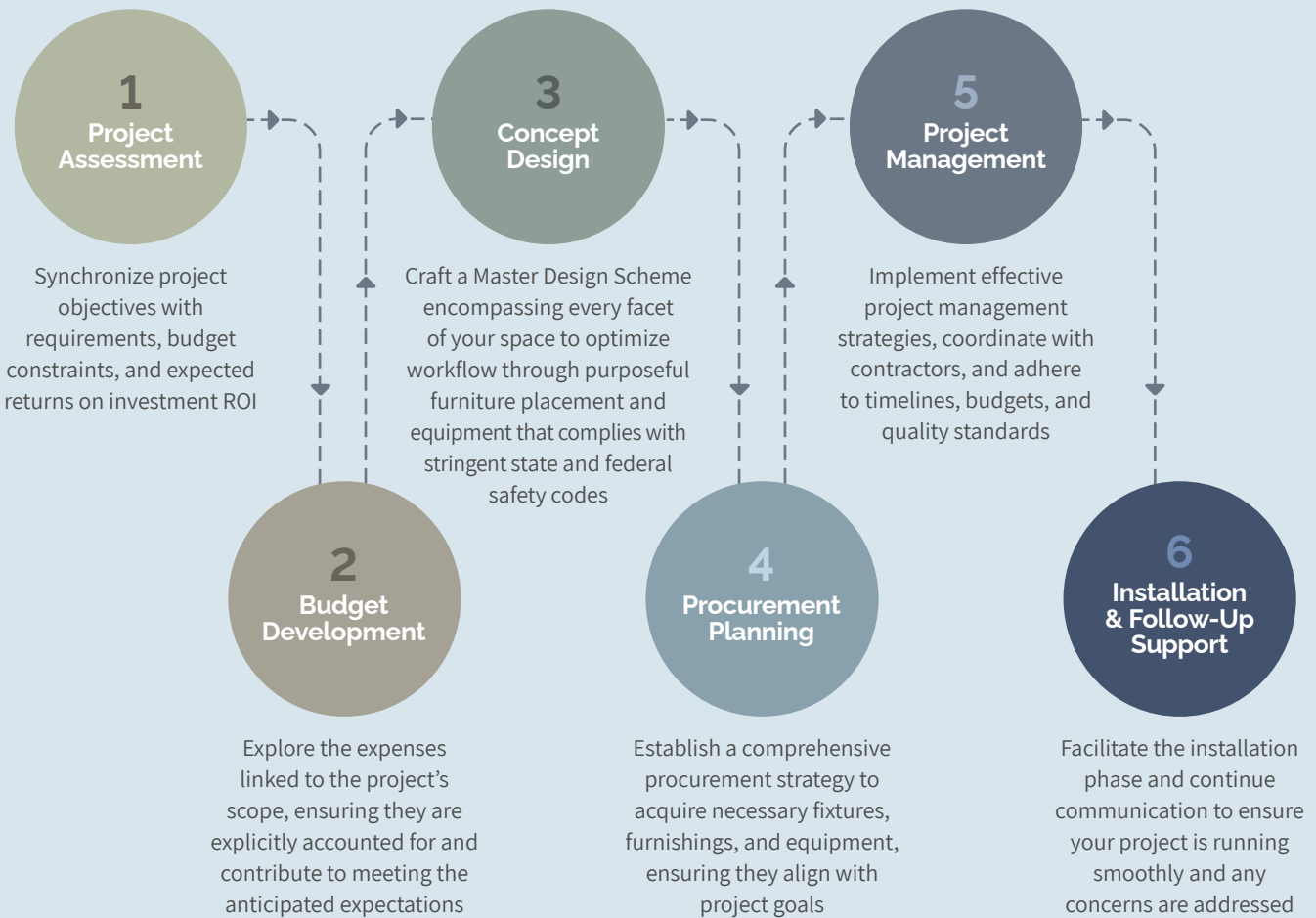
umfmedical.com/design



Dedicated Project Coordinator — Your Compassionate Guide

This seasoned expert is not just a liaison; they are your advocate, ensuring every aspect of your vision is meticulously understood, communicated, and executed. Your project is in capable hands, and our project coordinator is committed to translating it into a reality that exceeds your expectations.

With you every step of the way:
In-Person or Virtual Consultations




Learn more at umfmedical.com/design



Looking for an entry-level, ADA-accessible exam table?

Need a budget-friendly option?



View 3D/AR



Fusion **FREEDOM™**

◀ 3503-450-300-ACCESS
shown with options

17in
low seat
height

FusionFREEDOM™ Exam Chair with TruComfort™ Support Rails

More than 20 million adults experience mobility limitations, yet 60% of exam rooms still use fixed-height tables, preventing independent transfers for many wheelchair users.

The FusionFREEDOM™ Exam Chair addresses these challenges with an affordable, ADA-compliant solution, available with power and manual backrests. With a low seat height range of 17 inches, this chair accommodates 95% of wheelchair users who can independently transfer.

The TruComfort™ Support Rails add stability, reducing fall risks and improving patient and caregiver safety.

By offering a cost-effective, accessible solution, UMF Medical is helping healthcare providers deliver equitable, dignified care to all patients.

Visit our website to learn more about
the FusionFREEDOM™ exam chair

LEARN MORE



Contact us to schedule a
demo to learn more

SCHEDULE NOW



Standard features

- > Power hi-lo
- > 450lb (204kg) patient weight capacity
- > Low-access ADA seat height: min 17" (43.18 cm) max 33" (83.82 cm)
- > Classic removable, seamless upholstered top with PreFixx® Protective Finish – available in 16 colors
- > Large, reversible side drawer and large front drawer (model dependent)
- > One-function or two-function foot control (model dependent)
- > Single column electromagnetic actuator
- > 18"-21" paper roll holder (53.3cm)
- > Stainless steel debris tray – 1.5" deep (3.81cm)
- > SmoothGlide Leg™ Extension with Privacy Pull™ Loops

Options



OneTouch WheelBase® System




Foldaway stirrups with four lateral positions, adjustable length



Pelvic tilt (7°)



Drawer warmer



Hospital grade electrical receptacle

Accessories



587 – ADA-compliant TruComfort™ Support Rails



588 – ADA-compliant TruComfort+™ Support Rails with blood pressure position



581 – Hand Control



582 – Hand Control


Need a 650-lb weight capacity?

Check out our other exam chair options



Do you need to improve blood pressure diagnostic accuracy?

Do you need 650lb weight capacity?



View 3D/AR



LibertyPRO™

LibertyPRO™ Exam Chair

◀ LIBERTY-1735P-300 shown with optional ADA-compliant TruComfort+™ Support Rails with blood pressure position

The LibertyPRO™ Exam Chair from UMF Medical is a high-performance, ADA-compliant solution designed for accessible, dignified care. With a low 17-inch seat height, manual or power back options, and TruComfort+™ Support Rails for more accurate blood pressure readings, LibertyPRO™ helps facilities deliver more equitable care while protecting staff and budget.

Clinical guidelines, including those from the American Heart Association, emphasize that a patient's arm should be fully supported at heart level during blood pressure measurement. Without this support, readings can be skewed, potentially leading to misdiagnosis or mistreatment¹. UMF Medical developed the TruComfort+™ Support Rails to address this issue, providing integrated, stable arm support that promotes proper positioning during vitals collection, including blood pressure.

17in
low seat height

Visit our website to learn more about the LibertyPRO™ Exam Chair

LEARN MORE



Contact us to schedule a demo to learn more

SCHEDULE NOW



¹ Liu H, Zhao D, Sabit A, et al. Arm Position and Blood Pressure Readings: The ARMS Crossover Randomized Clinical Trial. JAMA Intern Med.(2024), doi:10.1001/jamainternmed.2024.5213, <https://jamanetwork.com/journals/jamainternalmedicine/article-abstract/2824754>

Standard features

- > Power hi-lo
- > 650-lb (295kg) weight capacity
- > Low-access ADA seat height: min 17" (43.18 cm) max 35" (88.9 cm)
- > Classic removable, seamless upholstered top with PreFixx® Protective Finish – available in 16 colors
- > Large, reversible side drawer and large front drawer (model dependent)
- > One-function or two-function programmable foot control with OneTouch Patient Positioning® System and return-to-home functionality
- > Single-column electromagnetic actuator
- > 18"-21" paper roll holder (53.3 cm)
- > Stainless steel debris tray – 2.5" deep (6.4 cm)
- > SmoothGlideLeg™ Extension with Privacy Pull™ Loops
- > Collision detection

Options



OneTouch WheelBase® System



Hand control with OneTouch Patient Positioning® System



Foldaway stirrups with four lateral positions, adjustable length



Drawer warmer



Hospital grade electrical receptacle

Accessories

- > 251 — Bierhoff Knee Crutches (Pair)
- > 252 — Locking Knee Crutches (Pair)
- > 587 — ADA-compliant TruComfort™ Support Rails
- > 588 — ADA-compliant TruComfort+™ Support Rails with blood pressure position
- > 592 — Welch Allyn Light Bracket (Patient Left)
- > 593 — Welch Allyn Light Bracket (Patient Right)

**Need more max seat height?
Ask about our 37-inch models.**

**Do you perform leg-centric procedures?
Need a procedure chair that can be easily moved?
Need a power back?**

**Check out our other
power table options**



Do you regularly perform OB/ GYN or leg-centric procedures?

Would you like to be able to easily move your power exam table to flex space or clean underneath?



View 3D/AR



◀ Model 4011-650-300 shown with self-leveling arms accessory

4011 Series Power Exam Table with Power Back

The 4011 Series Power Procedure Chair is a product of extensive research and clinical feedback, developed to improve patient care and streamline the work of healthcare providers, such as OB/GYN and Oncology professionals.

Designed for procedures, the 4011 Series meets ADA and U.S. Access Board regulations and accommodates the needs of most patients.

The optional, integrated central-locking wheelbase with intuitive foot pedal enables staff to easily move the table for cleaning and lock it solidly into place for exams. It's the only leg-centric power procedure chair on the market that moves with a single touch of a pedal!

See our quick video on our Head-to-Toe Infection Prevention Exam Table Solutions



Models

power4011
ultra procedure chair

4011-650-100

DOWNLOAD ONE SHEET



power4011^P
ultra procedure chair

4011-650-200

DOWNLOAD ONE SHEET



proglide4011
ultra procedure chair

4011-650-300

DOWNLOAD ONE SHEET



Standard features

- > Power Hi-Lo, back tilt and leg extension
- > Dual electro-mechanical actuator system for efficient speed
- > Hand control with OneTouch Patient Positioning® System, 2 programmable positions & return-to-home
- > 650lb (294.84kg) patient weight capacity
- > 18"-21" Paper roll holder (53.3cm)
- > Low-access ADA height 18.5" (±0.5") - 46.9cm (±1.27cm)
- > Drain pan: stainless steel 1.5" deep (3.81cm)
- > Removable, seamless upholstery with Prefixx® Protective Finish
- > Stirrups with four lateral positions, adjustable length
- > Hospital grade receptacle with child safety cover
- > Trendelenburg, Lithotomy, Semi-Fowler positions
- > 3-year limited warranty

Options



Foot control with OneTouch Patient Positioning® System



OneTouch WheelBase® System

Accessories



044 – Adjustable, self-leveling arms (pair)



050 – Removable U-shaped headrest



051 – Removable rectangular headrest



238 – Fixed armboard package (EA)



239 – Articulating armboard package (EA)

Do you perform head-centric procedures?
Need a procedure chair that can be easily moved?
Need a power back?

Check out our power procedure chair options



Do you regularly perform head-centric or upper body procedures?

Would you like to be able to move your power exam table to flex space or clean underneath?



View 3D/AR



◀ Model 4010-650-300 shown with self-leveling arms accessory

4010 Series Power Exam Table with Power Back

The 4010 Series Power Procedure Chair is a product of extensive research and clinical feedback, developed to improve patient care and streamline the work of healthcare providers, such as ENT, Dermatology, and Plastic Surgery professionals.

Designed for procedures, the 4010 Series meets ADA and U.S. Access Board regulations and accommodates the needs of most patients.

The optional, integrated central-locking wheelbase with intuitive foot pedal enables staff to easily move the table for cleaning and lock it solidly into place for exams. It's the only head-centric power procedure chair on the market that moves with a single touch of a pedal!

See our quick video on our Head-to-Toe Infection Prevention Exam Table Solutions



Models

power4010
head-centric procedure chair

4010-650-100

DOWNLOAD ONE SHEET



power4010^P
head-centric procedure chair

4010-650-200

DOWNLOAD ONE SHEET



proglide4010
head centric procedure chair

4010-650-300

DOWNLOAD ONE SHEET



Standard features

- > Power Hi-Lo, back, tilt and leg extension
- > Hand control with OneTouch Patient Positioning® System, 2 programmable positions & return-to-home
- > Double-articulating headrest with adjustable height
- > Dual electro-mechanical actuator system for efficient speed
- > 650lb (294.84kg) patient weight capacity
- > Concealed paper roll holder
- > Low-access ADA height 18.5" (±0.5") - 46.9cm (±1.27cm)
- > Hospital grade electrical receptacle with child safety cover
- > Removable, seamless upholstery with Prefixx® Protective Finish
- > Trendelenburg, Lithotomy, Semi-Fowler positions
- > 3-year limited warranty

Options



Foot control with OneTouch Patient Positioning® System



OneTouch WheelBase® System

Accessories



047 – Adjustable, self-leveling arms (pair)



050 – Removable U-shaped headrest



051 – Removable rectangular headrest



238 – Fixed armboard package (EA)



239 – Articulating armboard package (EA)


Do you perform podiatry/wound care procedures?
Need a procedure chair that can be easily moved?
Need a power back?

Check out our power procedure chair options



Do you regularly perform podiatry or wound care procedures?

Would you like to be able to move your power exam table to flex space or clean underneath?



View 3D/AR



◀ Model 5016-650-300 shown with self-leveling arms accessory

5016 Series Power Procedure Chair with Power Back

The 5016 Series Power Procedure Chair is a product of extensive research and clinical feedback, developed to improve patient care and streamline the work of healthcare providers, such as ENT, Dermatology, and Plastic Surgery professionals.

Designed for podiatry and wound care procedures, the 5016 Series meets ADA and U.S. Access Board regulations and accommodates the needs of most patients.

The optional, integrated central-locking wheelbase with intuitive foot pedal enables staff to easily move the table for cleaning and lock it solidly into place for exams. It's the only podiatry/wound care power procedure chair on the market that moves with a single touch of a pedal!

See our quick video on our Head-to-Toe Infection Prevention Exam Table Solutions



Models

power5016
podiatry/wound care procedure chair

5016-650-100

DOWNLOAD ONE SHEET



power5016^P
podiatry/wound care procedure chair

5016-650-200

DOWNLOAD ONE SHEET



proglide5016
podiatry/wound care procedure chair

5016-650-300

DOWNLOAD ONE SHEET



Standard features

- > Power hi-lo, back, tilt and leg extension
- > OneTouch Patient Positioning® programmable and control
- > Power leg lift makes it easier for patients, easier for staff
- > Front access to chair
- > Removable, Seamless Upholstered Top with Prefixx® Protective Finish
- > Adjustable articulating head rest provides ultimate comfort for patients
- > 650 lb. patient weight capacity
- > Low access ADA Height 18.5" (±0.5") 46.9cm (±1.27cm)
- > Concealed 18" paper roll holder
- > Interchangeable headrest options
- > Hospital grade electrical receptacle with child safety
- > 3-year limited warranty

Options



Foot control with OneTouch Patient Positioning® System – 2 programmable positions & auto-return cover

OneTouch WheelBase® System

Accessories



044 – Adjustable, self-leveling arms (pair)



045 – Universal Accessory Rail Installed on Seat Section



050 – Removable U-shaped headrest



051 – Removable rectangular headrest



238 – Fixed armboard package (EA)



239 – Articulating armboard package (EA)

Are you ready to see the UMF Medical difference for yourself?

Schedule a demo to learn more





Top-to-Bottom Exam Table™ Assessment Checklist

Ensuring patient Exam Tables are intact, clean and safe for patient use every time.

Evaluate each exam table individually. If you answer “No” to one or two of the questions in this checklist, it is important to address each issue as quickly as possible. However, if you answer “No” to more than a couple issues or they cannot be easily addressed, you should consider replacing the exam table.

Institution Name:

Clinic/Office Name:

Address/Location:

Date Completed:

Completed by:

What you need to know about your exam tables

When was the last time you replaced your facility's exam tables or exam table upholstery? Have you taken the time to evaluate your exam tables to ensure they are safe for use by your patients and staff? In a time when infectious diseases are rapidly changing the healthcare landscape, it is more important than ever for your exam tables to help reduce healthcare-associated infections (HAIs) and not contribute to them.

According to the AHA 2018 Estimated Useful Lives of Depreciable Hospital Assets, it is recommended the typical exam table be replaced every 15 years. However, no two facilities or exam rooms are created equal. Some are used more often than others, and some are used for procedures that require longer, more physical use. No matter the situation, it's critical to assess your exam tables regularly to ensure they are enhancing the patient-provider experience and not hindering it.

Is the exam table Americans with Disabilities Act (ADA) accessible?

New Federal Standards for Accessible Medical Diagnostic Equipment

On July 25, 2024, the U.S. Access Board released final standards under Section 4203 of the Affordable Care Act to improve accessibility to medical diagnostic equipment for individuals with disabilities. These standards specifically outline criteria for the design of exam chairs, procedure chairs, and other diagnostic equipment to better support equitable care and independent patient transfers.

Effective September 23, 2024, these new standards establish a maximum low seat height of 17 inches as a requirement for accessible exam and procedure chairs.

Is the upholstered top free of holes, slits and gashes?

If your exam table's upholstery contains any holes, slits or gashes, your patients' health could be at risk! Even the tiniest hole in the upholstery can harbor bacteria, where no amount of hospital-grade cleaner can reach. To add to the issue, children often find it interesting to poke around in or tear at holes in the upholstery, making the damage worse and putting themselves at risk to picking up any bacteria that may linger. To reduce the risk of HAIs, it is important to replace or repair damaged upholstery as soon as possible.

Is the upholstered top free of stains and discoloration?

Even the most durable upholstery will break down over time, and this is especially true for upholstery that isn't properly maintained. Following the manufacturer's recommended cleaning and disinfecting instructions (IFU) will enable you to get the most life out of your exam table upholstery. In addition, stains and discoloration can negatively affect the patient experience within your facility. While the exam table may be clean and free from bacteria, stains and discoloration may send a different message.

Are the edges of the upholstery free of fraying material?

Each patient encounter increases the wear and tear on the exam table. Over time, the edges of the upholstery may begin to wear and fray. This, too, can contribute to an increase in bacteria or other microorganisms on the exam table no matter how well it is clean and disinfected. It also creates an opportunity for jewelry, such as rings, or other clothing accessories to become caught and possibly injure patients or staff.

Is the stitching around the upholstered top intact?

Some upholstered tops have integrated stitching that can become snagged and cause additional opportunity for harboring bacteria or other microorganisms. Seamless upholstery provides less opportunity for this because the point at which the upholstery attaches to the top is hidden out of view. However, it is still important to ensure the stitching isn't loose and/or detaching from the exam table top.

Is the exam table top foam visible?

Just like holes, slits and gashes in the upholstery can pose health risks to your patients, so can protruding exam table foam. If exposed, the absorbent foam can become like a sponge for blood and body fluids, bacteria or other microorganisms. The upholstered top must be replaced in this instance.

Is the table base free from any fluid drips, stains and contamination?

Is the area between the upholstered top and table base free of liquid and debris?

Is the exam table and floor free of liquids or dried fluids?

Children vomit. Wounds ooze. Fluids spill. These substances can create an environment ripe for growing or harboring bacteria or other microorganisms and often end up on and under the exam table — out of sight and out of mind. Not only can these substances stain the exam table, but they are also a slip and fall hazard. When allowed to dry, they can lead to sticky, hard, discolored areas on the floor or exam table. As a result, the exam table may become stuck to the floor, and when moved for cleaning, relocation, or repair, it can cause thousands of dollars in damage to the facility and equipment.

Are the pedals, knobs, handles and controls intact, clean and functioning?

It's important to ensure all the pedals, knobs, handles and controls of the exam table are fully intact, clean and functioning properly. If handles or knobs are broken or missing, it could cause injury to patients or staff. Dirt from shoes and regular operation of the foot control or pedal may cause an accumulation of dust and dirt that can keep these items from functioning properly. In addition, if the exam table looks dirty or unkempt, it can negatively affect the overall patient experience.

Are all electrical cords free from damage?

It's no secret that damaged electrical cords can pose a safety risk. To avoid electrical shock to patients or staff, replace damaged cords immediately.



Other portfolio offerings

LEARN MORE



Manual Exam Tables



**Upholstered Stools
& Side Chairs**



Mayo Stands



**Stainless Steel
Foot Stools**



Treatment Tables



**Pediatric
Exam Tables**



Blood Draw Chairs

Other portfolio offerings

LEARN MORE



**Stainless Steel
Storage Cabinets**



Cabinets



I.V. Poles



**Instrument &
Utility Tables**



**Waste
Receptacles**



**Narcotic
Lockers**



**Basin Stands,
Kick Buckets**

**We have a sales
representative in
your region!**

Call or email us today
on 1.800.638.5322 or
customerservice@umfmedical.com



Ph: +1 814.266.8726 | Fax: +1 814.266.1870
1316 Eisenhower Blvd., Johnstown, PA 15904 USA

[UMFmedical.com](https://www.UMFmedical.com)